

**MODISON  
LIMITED**

33 - Nariman Bhavan, 227 - Nariman Point,  
Mumbai - 400021 India  
T: +91-22-2202 6437 F: +91-22-2204 8009  
E: sales@modison.com W: www.modison.com  
Cin No.: L51900MH1983PLC029783

(Formerly known as MODISON METALS LIMITED)



**ML/Compliance/2025-26/10**

**May 29, 2025**

**BSE Limited**  
Floor 25, P J Towers,  
Dalal Street,  
Mumbai – 400 001  
**Scrip Code: 506261**

**National Stock Exchange of India Limited**  
Exchange Plaza,  
Bandra Kurla Complex,  
Bandra (East), Mumbai – 400 051  
**Symbol: MODISONLTD**

Dear Sir/Madam,

**Subject : Newspaper Advertisement.**

**Reference: Regulation 30 read with Schedule III Part A and Regulation 47 of SEBI (LODR) Regulations, 2015.**

We wish to inform you that, Company has published Audited Financial Results (Standalone and Consolidated) for the quarter and year ended March 31, 2025, which have been considered and approved by the Board of Directors on Tuesday, May 27, 2025, in 'The Free Press Journal' (English edition) and 'Navshakti' (Marathi edition) dated May 29, 2025. The clippings of newspapers are enclosed herewith for ready reference.


The copies of the publication are also available on the website of the Company [www.modisonltd.com](http://www.modisonltd.com)


Kindly take the same on record.

Thanking you.


Yours faithfully,  
**For Modison Limited**

**Pooja Birendra Sinha**  
**Company Secretary & Compliance Officer**  
Encl: As above

PARNAX LAB LIMITED						
Registered Office: Gala No.114, Building No. 8, Jogani Industrial Complex, Chunabhatti, Mumbai - 400 022. Tel: 022-68252525, Fax: 24057708, Email: compliance@naxparlab.com, Website: www.naxparlab.com CIN: L36912MH1982PLC027925						
Extract Audited Standalone and Consolidated Financial Results for the Quarter and Year Ended March 31, 2025						
(Rs. in Lacs)						
Particulars	Standalone			Consolidated		
	Current Quarter Ended 31.03.2025	Corresponding Quarter Ended 31.03.2024	Current Year Ended 31.03.2025	Current Quarter Ended 31.03.2025	Corresponding Quarter Ended 31.03.2024	Current Year Ended 31.03.2025
Total Income from Operations (net)	102.63	182.29	772.85	4,946.43	4,661.64	18,941.44
Net Profit/(Loss) from ordinary activities After Tax	(8.36)	17.33	139.46	292.58	224.53	1,153.92
Net Profit/(Loss) For The Period After Tax (After Extraordinary items and Minority Interest)	(8.36)	17.33	139.46	291.98	224.12	1,151.89
Equity Share Capital	1,148.56	1,148.56	1,148.56	1,148.56	1,148.56	1,148.56
Reserves (Excluding revaluation Reserve as per latest Balance sheet as on 31st March, 2025)	-	-	1,105.71	-	-	7,161.36
Earning Per Share (Before Extraordinary items) (of Rs.10/- each) (Basic and Diluted)	(0.07)	0.15	1.21	2.55	1.95	10.05
Earning Per Share (After Extraordinary items) (of Rs.10/- each) (Basic and Diluted)	(0.07)	0.15	1.21	2.55	1.95	10.05
The above is an extract of the detailed format of standalone and consolidated financial results for the quarter and year ended on March 31, 2025, filed with the stock exchange under regulation 33 of SEBI (Listing Obligations and Disclosure Requirements) Regulations, 2015. The full format of standalone and consolidated audited financial results for the quarter and year ended on March 31, 2025, are available on stock exchange website (www.bseindia.com) and on the Company's website (www.naxparlab.com).						
 <b>For Parnax Lab Limited</b> Sd/- <b>Mihir P. Shah</b> <b>Managing Director &amp; CEO</b> <b>DIN NO: 00387912</b>						
Place: Mumbai Date: 27-05-2025						

SHREE STEEL WIRE ROPES LIMITED					
(CIN: L45202MH1992PLC067466) Regd. office: 185, K.I.D.C., Village-Dheku, Khopoli, Taluka-Khalapur, Dist. Raigad, Maharashtra					
Extract of the Standalone Audited Financial Results for the Quarter and Year ended 31st March, 2025					
(Rs. In Lakh)					
SR. NO.	PARTICULARS	QUARTER ENDED		YEAR ENDED	
		31.03.2025 (Audited)	31.03.2024 (Audited)	31.03.2025 (Audited)	31.03.2024 (Audited)
1	Total Income From Operations	305.57	334.35	1148.92	1009.82
2	Net Profit/(Loss) for the period/year before tax & exceptional items	(34.57)	(0.10)	(33.58)	(19.28)
3	Net Profit/(Loss) for the period/year before tax but after extraordinary items	(34.57)	(0.10)	(33.58)	(19.28)
4	Net Profit/(Loss) for the period/year after tax & extraordinary items	(21.69)	1.95	(25.38)	(14.92)
5	Total Comprehensive Income for the period/ year	(18.69)	2.19	(15.28)	(8.00)
6	Paid Up equity share capital (Face Value Rs. 10/-)	331.15	331.15	331.15	331.15
7	EPS - Basic & Diluted for discontinued & continuing operations	(0.66)	0.06	(0.77)	(0.45)
<b>NOTES:</b> 1 The above results were reviewed by the Audit Committee and approved by the Board of Directors in their meeting held on May 28, 2025. 2 The above is an extract of the detailed format of the Standalone Audited Financial Results for the quarter and Year ended March 31, 2025 filed with the Stock Exchange under Regulation 33 of the SEBI(Listing Obligations and Disclosure Requirements) Regulations, 2015. The full format of the Audited Financial Results for the quarter and Year ended March 31, 2025 are available on website of the stock exchange at www.bseindia.com and also on the Company's website at www.sswrl.com.					
<b>Date : 28/05/2025</b> <b>Place : Mumbai</b>  <b>For SHREE STEEL WIRE ROPES LIMITED</b> Sd/- <b>Anil Sajani</b> <b>Managing Director</b>					

Marine Electricals					
MARINE ELECTRICALS (INDIA) LIMITED					
(CIN: L31907MH2007PLC176443) Registered Office: B/1, Udyog Sadan No.3, MIDC, Andheri (E), Mumbai - 400093, Maharashtra Tel.: +91 22 4033 4300; Fax: +91 22 2836 4045 Website: www.marineelectricals.com; Email Id: cs@marineelectricals.com					
Extract of statement of Audited Standalone and Consolidated Financial Results for the quarter and year ended 31st March, 2025					
(Rs. in lakhs except per share data)					
Sr. No.	Particular	Standalone		Consolidated	
		Quarter Ended 31-03-25 (Audited)	Year Ended 31-03-25 (Audited)	Quarter Ended 31-03-24 (Audited)	Year Ended 31-03-24 (Audited)
1	Total Income from Operations	22,498.72	70,058.40	20,192.17	25,074.06
2	Net Profit / (Loss) for the period (before Tax, Exceptional and/ or Extraordinary items)	1,693.96	5,386.42	1,797.22	1,850.07
3	Net Profit / (Loss) for the period before tax (after Exceptional and/or Extraordinary items)	1,693.96	5,386.42	1,797.22	1,845.28
4	Net Profit / (Loss) for the period after tax (after Exceptional and/or Extraordinary items)	1,282.09	4,102.34	1,349.03	1,351.08
5	Total Comprehensive Income for the period [Comprising Profit / (Loss) for the period (after tax) and Other Comprehensive Income (after tax)]	1,275.93	4,096.05	1,338.66	1,400.53
6	Equity Share Capital	2,758.89	2,758.89	2,653.31	2,758.89
7	Reserves (excluding Revaluation Reserve) as shown in the Audited Balance Sheet of the previous year.	34,937.52	34,937.52	19,621.81	37,614.02
8	Earnings Per Share (Face Value of Rs. 2 each) (for continuing and discontinued operations)	0.93	3.03	1.03	0.97
1	Basic	0.93	3.03	1.03	0.97
2	Diluted	0.92	2.99	1.03	0.96
<b>Notes:</b> The above is an extract of the detailed format of Audited Financial Results for the Quarter and Year ended 31st March, 2025 filed with the Stock Exchanges under Regulation 33 of the SEBI (Listing and Other Disclosure Requirements) Regulations, 2015. The full format of the Audited Financial Results for the Quarter and year ended 31st March, 2025 are available on the websites of the National Stock Exchange of India Limited (www.nseindia.com) and the Company (www.marineelectricals.com).					
<b>For Marine Electricals (India) Limited</b> Sd/- Vinay Uchil Chairman & Executive Director DIN: 01276871					
Place : Mumbai Dated : 27.05.2025					

DELTA MANUFACTURING LIMITED					
Regd. Office: Plot No. B- 87, MIDC Area, Ambad, Nashik - 422010. CIN - L32109MH1982PLC028280 Phone: +91 253 2382238/67 Fax: +91 253 2382926 Email ID: secretarial@dmiltid.in Website: www.deltamagnets.com					
EXTRACT OF CONSOLIDATED AUDITED FINANCIAL RESULTS FOR THE QUARTER AND YEAR ENDED MARCH 31, 2025					
(Figures are Rupees in Lakhs unless specified)					
Sr. No.	Particulars	Quarter ended March 31, 2025	Year ended March 31, 2025	Quarter ended March 31, 2024	Year ended March 31, 2024
		Audited	Audited	Audited	Audited
1	Total Income from Operations	1,571.97	6,099.52	1,802.68	6,099.52
2	Net Profit / (Loss) for the period (before Tax, Exceptional and/or Extraordinary items #)	(181.65)	(828.41)	(94.96)	(828.41)
3	Net Profit / (Loss) for the period before tax (after Exceptional and/or Extraordinary items #)	(173.06)	(819.82)	(94.96)	(819.82)
4	Net Profit / (Loss) for the period after tax (after Exceptional and/or Extraordinary items#)	(37.33)	(1,208.94)	(292.28)	(1,208.94)
5	Total Comprehensive Income for the period [Comprising Profit / (Loss) for the period (after tax) and Other Comprehensive Income (after tax)]	(31.79)	(1,225.96)	(267.86)	(1,225.96)
6	Equity Share Capital	1,085.11	1,085.11	1,085.11	1,085.11
7	Reserves (excluding Revaluation Reserve) as shown in the Audited Balance Sheet of the previous year	-	375.05	-	375.05
8	Earnings Per Share (of INR 10/- each) (for continuing and discontinued operations) -	(0.34)	(11.14)	(2.69)	(11.14)
Basic :		(0.34)	(11.14)	(2.69)	(11.14)
Diluted :		(0.34)	(11.14)	(2.69)	(11.14)
<b>The Financial details on standalone basis are as under : (Figures are Rupees in Lakhs unless specified)</b>					
Particulars	Quarter ended March 31, 2025	Year ended March 31, 2025	Quarter ended March 31, 2024	Year ended March 31, 2024	Quarter ended March 31, 2024
	Audited	Audited	Audited	Audited	Audited
Income from Operations	1,571.97	6,099.52	1,802.68	6,099.52	1,802.68
Profit Before Tax	(186.46)	(797.31)	(94.96)	(797.31)	(94.96)
Profit After Tax	(18.98)	(1,154.95)	(289.82)	(1,154.95)	(289.82)
<b>Notes:</b> a. The above is an extract of the detailed format of Financial Results for the quarter and year ended March 31, 2025 filed with the Stock Exchanges under Regulation 33 of the SEBI (Listing Obligations and Disclosure Requirements) Regulations, 2015. The full format of the Financial Results for the quarter and year ended March 31, 2025 is available on the website of BSE at www.bseindia.com, NSE at www.nseindia.com respectively and on Company's website https://www.deltamagnetsgroup.com/downloads/Audited%20Financial%20Results%20Q4%2031.03.2025.pdf The same can be accessed by scanning the QR code provided below. b. # - Exceptional and/or Extraordinary items adjusted in the Statement of Profit and Loss in accordance with Ind-AS Rules / AS Rules, whichever is applicable					
 <b>For Delta Manufacturing Limited</b> Sd/- <b>Dr. Ram H. Shroff</b> (Managing Director & Executive Vice Chairman) DIN: 0004865					
Place : Mumbai Date : 27.05.2025					

नवशक्ति

निर्भिड दैनिक

www.navshakti.co.in

JANASEVA SAHAKARI BANK (BORIVLI) LTD.

Admin Office: 1st Floor, Aravali Business Centre, Ramdas Sutrale Marg, Borivali (West), Mumbai - 400 092. Tel: 022 6903 7925.

**NOTICE FOR SURRENDER OF LOCKER**

We write to inform you that, our Andheri (West) Branch premises situated at Rukmani Purushottam Chs., J.P. Road, Andheri (West), Mumbai- 400 058 will go for redevelopment shortly and we are in the process of shifting the branch at different place. In this context, we request you to surrender your locker within 60 days from publication of this notice in news paper. Please note that at the new premises there will not be any locker facility. Hence, you are required to surrender your locker.


MAHAVITARAN


Tenders are invited for supply of 22 KV & 11 KV Dry Type, CRGO, Copper Wound Indoor Type, Distribution Transformers through e-tendering process with Estimated Cost of Rs. 2376 Lakhs against MSEDCL advertised Tender on website vide No. MMD/ T-HTM1-07/0525 due for submission on dtd. 09.06.2025.  
For details please visit website: https://etender.mahadiscom.in/ eatApp/

**HO PR 144 / 25**

**TENDER NOTICE**

**Chief Engineer (MMD)**

MODISON LIMITED										
Regd. Office:- 33-Nariman Bhavan, 227-Nariman Point, Mumbai - 400021 Te: +91 22 2202 6437 Fax: +91 22 2204 8009 Email:shareholder@modison.com Web: www.modison.com CIN:L51900MH1983PLC029783										
Extract of Standalone and Consolidated Audited Financial Results for the Quarter and Year Ended 31st March 2025										
(Rs. In Lakhs except EPS)										
Particulars	Standalone			Consolidated						
	Quarter Ended		Year Ended	Quarter Ended		Year Ended				
	31/03/2025 Audited	31/12/2024 UnAudited	31/03/2024 Audited	31/03/2025 Audited	31/03/2024 UnAudited	31/03/2024 Audited	31/03/2025 Audited	31/12/2024 UnAudited	31/03/2024 Audited	31/03/2024 Audited
Total Income from operations	13,162.69	12,134.98	11,398.67	49,349.54	40,523.00	13,163.02	12,135.37	11,399.11	49,351.19	40,525.88
Earning Before Interest, Tax and Depreciation (EBITDA)	1,714.16	1,129.56	1,123.45	4,738.35	3,822.49	1,714.27	1,129.37	1,123.86	4,738.87	3,824.52
Net Profit/(Loss) for the period (before tax, Exceptional and/or Extraordinary items)	1,283.18	788.04	716.50	3,462.42	2,352.64	1,283.30	787.82	716.91	3,462.91	2,354.67
Net Profit/(Loss) for the period before tax (after Exceptional and/or Extraordinary items)	1,303.77	785.94	855.91	3,354.10	2,911.82	1,303.89	785.72	856.32	3,354.59	2,913.85
Net Profit/(Loss) for the period after tax (after Exceptional and/or Extraordinary items)	953.80	580.99	615.33	2,468.02	2,134.33	953.29	581.16	615.73	2,468.15	2,136.24
Equity Share Capital	324.50	324.50	324.50	324.50	324.50	324.50	324.50	324.50	324.50	324.50
Other Equity	-	-	-	21,331.01	20,010.77	-	-	-	21,336.09	20,015.72
Earning per share (EPS) (of Rs 1/- each ) (not annualised)										
Basic & Diluted	2.94	1.79	1.90	7.61	6.58	2.94	1.79	1.90	7.61	6.58
<b>Note:</b> 1) The above is an extract of the detailed format of the Financial Results for Quarter and Year Ended 31st March 2025 filed with the Stock Exchanges under Regulation 33 of the SEBI (Listing and Other Disclosure Requirements) Regulations, 2015. The full formats of the Quarter and Year Ended Audited Financial Results are available on Company website (http://www.modison.com), the Stock Exchanges websites of BSE Limited (http://www.bseindia.com) & NSE Limited (http://www.nseindia.com). 2) The Board has recommended final dividend of Rs 2/-per equity share (i.e 200%) of the face value of Re. 1 each for the financial year ended March 31, 2025. 3) Corresponding figures of the previous year's/quarter's/period's have been regrouped, recasted and reclassified to make them comparable wherever necessary.										
 <b>FOR AND ON BEHALF OF THE BOARD</b> For Modison Limited Sd/- <b>Rajkumar Modi</b> Joint Managing Director DIN: 00027449										
Place: Mumbai Date: 27th May 2025										

G. G. DANDEKAR PROPERTIES LIMITED											
(Formerly Known as G. G. DANDEKAR MACHINE WORKS LIMITED)											
Regd. Office: 211/A, MIDC, Butibori Industrial Area, Village Kinhi, Tal. Hingana, Dist. Nagpur-441122											
Tel.: (07103) 295109; CIN: L70100MH1938PLC002869 Email: cs@ggdandekar.com; Website: www.ggdandekar.com											
EXTRACT OF AUDITED STANDALONE AND CONSOLIDATED FINANCIAL RESULTS FOR THE QUARTER AND YEAR ENDED 31ST MARCH 2025											
(Rs. in Lakhs except EPS)											
Sl. No.	Particulars	Standalone					Consolidated				
		Quarter ended	Quarter ended	Quarter ended	Year ended	Year ended	Quarter ended	Quarter ended	Quarter ended	Year ended	Year ended
		31.03.2025 (Audited)	31.12.2024 (Unaudited)	31.03.2024 (Audited)	31.03.2025 (Audited)	31.03.2024 (Audited)	31.03.2025 (Audited)	31.12.2024 (Unaudited)	31.03.2024 (Audited)	31.03.2025 (Audited)	31.03.2024 (Audited)
1	Total income from Continuing Operations	124.77	104.24	79.65	421.74	398.92	124.77	103.34	79.65	414.08	369.08
2	Net Profit / (Loss) for the period (before Tax, Exceptional and/or extraordinary items) from Continuing Operations	(33.64)	(41.95)	(44.24)	(146.24)	(85.72)	(33.64)	(42.84)	(44.24)	(153.90)	(115.56)
3	Net Profit / (Loss) for the period before Tax (after Exceptional and/or extraordinary items) from Continuing Operations	(33.64)	(41.95)	(44.24)	(146.24)	(85.72)	(33.64)	(42.84)	(44.24)	(153.90)	(115.56)
4	Net Profit / (Loss) for the period after Tax (after Exceptional and/or extraordinary items) from Continuing Operations (Consolidated includes share of profit in associate company)	(60.96)	117.87	(359.27)	(21.20)	(422.47)	(60.96)	116.97	(359.27)	(28.87)	(452.32)
5	Net Profit (Loss) Before Tax from Discontinuing Operations	-	-	(12.72)	-	(27.25)	-	-	(12.72)	-	(27.25)
6	Net Profit (Loss) from Discontinuing Operations	-	-	(11.39)	-	(16.99)	-	-	(11.39)	-	(16.99)
7	Total Comprehensive Income for the period [Comprising Profit / (Loss) for the period (after tax) and Other Comprehensive Income (after tax)]	(61.24)	117.87	(364.93)	(21.48)	(433.73)	(46.05)	139.42	(335.88)	20.30	(435.50)
8	Equity Share Capital	47.61	47.61	47.61	47.61	47.61	47.61	47.61	47.61	47.61	47.61
9	Earnings Per Share (of Rs. 1/- each) (Not annualized) –										
	1. Basic:	(1.28)	2.48	(7.79)	(0.45)	(9.23)	(1.26)	2.93	(7.18)	0.13	(9.27)
	2. Diluted:	(1.28)	2.48	(7.79)	(0.45)	(9.23)	(1.26)	2.93	(7.18)	0.13	(9.27)
Note:											
(a) The above results have been reviewed and recommended by the Audit Committee and approved by the Board of Directors in their respective meetings held on 28 May 2025.											
(b) The above is an extract of the detailed format of Quarterly Financial Results filed with the Stock Exchanges under Regulation 33 of the SEBI (Listing Obligations and Disclosure Requirements) Regulations, 2015. The full format of the Quarterly Financial Results is available on the website of the Stock Exchange at www.bseindia.com & at Company's website www.ggdandekar.com.											
Quick response code and address of the webpage where results are available are as below: Webpage address: https://encr.pw/H8p2V											
											
For and on Behalf of the Board											
Sd/-											
Pranav Deshpande											
Executive Director (DIN: 06467549)											
Place: Pune											
Date: 28 May 2025											

SIKOZY REALTORS LIMITED					
Registered office : B-3, Trishul Apartment, Village Mudre Khurd Taluka-Karjat, Dist-Raigad - 410 201. CIN : L45200MH1992PLC067837					
Extract of Audited Financial Results for the quarter and year ended 31 <sup>st</sup> March 2025 (₹. in Lakhs)					
Particulars	Quarter ended 31.03.2025	Quarter ended 31.03.2024	Quarter ended 31.03.2025	Year ended 31.03.2024	
Total income from operations (Net)	-	-	1.43	-	
Net Profit/(Loss) from ordinary activities after tax	-6.00	-4.02	-17.15	-13.77	
Net Profit / (Loss) for the period after tax (after Extraordinary items)	-6.00	-4.02	-17.15	-13.77	
Equity Share Capital	445.83	445.83	445.83	445.83	
Reserves (excluding Revaluation Reserve as shown in the Balance Sheet of previous year)	-	-	-	-	
Earnings Per Share (after Tax & extraordinary &/or exceptional items) Face Value of ₹. 1/- each					
Basic & Diluted	-0.013	-0.010	-0.038	-0.031	
Basic & Diluted	-0.013	-0.010	-0.038	-0.031	
<b>Notes:</b> 1. The above is an extract of the detailed format of Quarterly Financial Results filed with the Stock Exchanges under Regulation 33 of the SEBI (Listing and Other Disclosure Requirements) Regulations, 2015. The full format of the Quarterly Financial Results is available on the Stock Exchange website www.bseindia.com and on Company's website at www.sikozyrealtorsld.com 2. The above results were reviewed by the Audit Committee and then approved by the Board at their respective meeting held on 28 <sup>th</sup> May, 2025.					
<b>Mumbai</b> <b>Date : 28<sup>th</sup> May, 2025</b>			<b>For SIKOZY REALTORS LIMITED</b> <b>sd/-</b> <b>Rishabh Gupta</b> <b>Managing Director.</b>		


TIME TECHNOPLAST LTD.									
Bringing Polymers To Life									
CIN: L27203DD1989PLC003240									
Regd. Office: 101, 1 <sup>st</sup> Floor, Centre Point, Somnath Daman Road, Somnath, Dabhel, Nani Daman, Dadra and Nagar Haveli, Daman and Diu (U.T.) 396 210									
Corp. Office: 55, Corporate Avenue, Saki Vihar Road, Andheri (E), Mumbai - 400 072 Website: www.timechnoplast.com; Email: investors@timechnoplast.com									
EXTRACT OF AUDITED STANDALONE AND CONSOLIDATED FINANCIAL RESULTS FOR THE QUARTER AND YEAR ENDED 31 <sup>st</sup> MARCH, 2025									
(₹ In Lakhs)									
S No.	Particulars	Standalone				Consolidated			
		Quarter Ended 31.03.2025 (Audited)	Quarter Ended 31.03.2024 (Audited)	Year Ended 31.03.2025 (Audited)	Year Ended 31.03.2024 (Audited)	Quarter Ended 31.03.2025 (Audited)	Quarter Ended 31.03.2024 (Audited)	Year Ended 31.03.2025 (Audited)	Year Ended 31.03.2024 (Audited)
1	Total income from operations	71,233	78,761	2,66,267	2,63,304	1,46,874	1,39,432	5,45,704	4,99,250
2	Net Profit for the period after tax	5,003	5,458	17,433	15,950	10,952	9,235	38,794	31,044
3	Total Comprehensive Income	5,038	5,454	17,468	15,946	11,126	9,236	38,926	31,082
4	Equity Share Capital (Face Value of ₹ 1 each)	2,269	2,269	2,269	2,269	2,269	2,269	2,269	2,269
5	Reserves (excluding Revaluation Reserve) as per Audited Balance Sheet of the previous year								
6	Earnings Per Share (Face Value of ₹ 1 each)								
a. Basic		2.20	2.41	7.68	7.04	4.83	4.08	17.10	13.71
b. Diluted		2.20	2.40	7.68	7.02	4.83	4.07	17.10	13.67
7	Net Worth excluding Revaluation reserve	1,89,697	1,76,820	1,89,697	1,76,820	2,89,214	2,55,044	2,89,214	2,55,044
8	Outstanding Debt	59,904	70,009	59,904	70,009	64,651	74,461	64,651	74,461
9	Debt Equity Ratio	0.32	0.40	0.32	0.40	0.22	0.29	0.22	0.29
10	Debt Service Coverage Ratio	1.13	1.79	2.30	2.91	3.08	3.62	3.31	4.01
11	Interest Service Coverage Ratio	7.85	7.42	7.04	6.59	9.79	8.02	8.63	6.95
<b>Notes:</b> The above is an extract of the detailed format of Quarterly / Annual Financial Results filed with the Stock Exchanges under Regulation 33 of the SEBI (Listing Obligations and Other Disclosure Requirements) Regulations, 2015. The full format of the Quarterly/ Annual Financial Results are available on the Stock Exchange websites www.bseindia.com and www.nseindia.com and www.timechnoplast.com									
<b>Place : Mumbai</b> <b>Date : 27<sup>th</sup> May 2025</b>		<b>For TIME TECHNOPLAST LIMITED</b> <b>Bharat Kumar Vageria</b> <b>Managing Director (DIN: 00183629)</b>							

GALA PRECISION ENGINEERING LIMITED					
(Formerly known as GALA PRECISION ENGINEERING PRIVATE LIMITED)					
CIN: L29268MH2009PLC190522					
Registered office: A-801, 8th Floor, Thane One DIL Complex, Ghodbunder Road, Majiwade, Thane, Maharashtra, 400610					
Email: info@galagroup.com, Website: www.galagroup.com					
EXTRACT OF STATEMENT OF CONSOLIDATED AUDITED RESULTS FOR THE QUARTER & YEAR ENDED MARCH 31, 2025					
(Rs. in Millions, Except EPS)					
PARTICULARS	Quarter ended 31/03/2025 Audited	Quarter ended 31/03/2024 Audited	Year ended 31/03/2025 Audited	Year ended 31/03/2024 Audited	
Total income from operations	753.11	574.02	2,378.35	2,025.46	
Net Profit / (Loss) for the period (before Tax, Exceptional and/or Extraordinary Items)	113.36	107.14	333.82	275.88	
Net Profit / (Loss) for the period before tax (after Exceptional and/or Extraordinary Items)	112.77	82.48	331.26	252.79	
Net Profit / (Loss) for the period (after Tax, Exceptional and/or Extraordinary Items)	100.00	68.50	268.42	223.33	
Total Comprehensive Income for the period [Comprising Profit / (Loss) for the period (after tax) and Other Comprehensive Income (after tax)]	94.85	70.81	264.36	228.19	
Paid up Equity share capital	126.97	101.11	126.97	101.11	
Earnings per share (of Rs.10/- each) for continuing operations					
Basic	8.65	7.32	23.23	22.28	
Diluted	8.41	7.22	22.56	21.97	
Earnings per share (of Rs.10/- each) for discontinuing operations					
Basic	-	(0.54)	-	(0.20)	
Diluted	-	(0.54)	-	(0.20)	
Reserves (excluding Revaluation Reserve) as on 31st March, 2025 is Rs. 2439.15 Million					
<b>Notes:</b> 1. The above is an extract of the detailed format of Financial Results for the quarter/ year. ended 31.03.2025 filed with the Stock Exchanges under Regulation 33 of the SEBI (Listing obligations and Disclosure Requirements) Regulations, 2015. The full format of the financial results are available on the websites of BSE and NSE at www.bseindia.com and www.nseindia.com respectively and on Company's website at www.galagroup.com. 2. Additional Information on standalone financial results is as follows					
PARTICULARS	Quarter ended 31/03/2025 Audited	Quarter ended 31/03/2024 Audited	Year ended 31/03/2025 Audited	Year ended 31/03/2024 Audited	
Revenue from operations	753.11	588.73	2,378.35	1,999.11	
Profit before tax	113.05	86.49	332.14	250.25	
Net Profit after tax	100.22	70.42	269.04	217.40	
3. The above results were reviewed by the Audit Committee and approved by the Board of Directors at their meeting held on 27.05.2025					
<b>Place: Mumbai</b> <b>Date : 27th May, 2025</b>			<b>For Gala Precision Engineering Limited</b> <b>Kirit V. Gala</b> <b>Chairman and Managing Director</b> <b>DIN : 01540274</b>		

DELTA MANUFACTURING LIMITED					
Regd. Office: Plot No. B- 87, MIDC Area, Ambad, Nashik - 422010.					
CIN - L32109MH1982PLC028280 Phone: +91 253 2382238/ 67 Fax: +91 253 2382926					
Email ID: <a href="mailto:secretarial@dmtdt.in">secretarial@dmtdt.in</a> Website: <a href="http://www.deltamagnets.com">www.deltamagnets.com</a>					
EXTRACT OF CONSOLIDATED AUDITED FINANCIAL RESULTS FOR THE QUARTER AND YEAR ENDED MARCH 31, 2025					
(Figures are Rupees in Lakhs unless specified)					
Sr. No.	Particulars	Quarter ended March 31, 2025 Audited	Year ended March 31, 2025 Audited	Quarter ended March 31, 2024 Audited	
1	Total Income from Operations	1,571.97	6,099.52	1,802.68	
2	Net Profit / (Loss) for the period (before Tax, Exceptional and/or Extraordinary items #)	(181.65)	(828.41)	(94.96)	
3	Net Profit / (Loss) for the period before tax (after Exceptional and/or Extraordinary items #)	(173.06)	(819.82)	(94.96)	
4	Net Profit / (Loss) for the period after tax (after Exceptional and/or Extraordinary items#)	(37.33)	(1,208.94)	(292.28)	
5	Total Comprehensive Income for the period [Comprising Profit / (Loss) for the period (after tax) and Other Comprehensive Income (after tax)]	(31.79)	(1,225.96)	(267.86)	
6	Equity Share Capital	1,085.11	1,085.11	1,085.11	
7	Reserves (excluding Revaluation Reserve) as shown in the Audited Balance Sheet of the previous year	-	375.05	-	
8	Earnings Per Share (of INR 10/- each) (for continuing and discontinued operations) -				
Basic :		(0.34)	(11.14)	(2.69)	
Diluted :		(0.34)	(11.14)	(2.69)	
<b>The Financial details on standalone basis are as under :</b> (Figures are Rupees in Lakhs unless specified)					
Particulars	Quarter ended March 31, 2025 Audited	Year ended March 31, 2025 Audited	Quarter ended March 31, 2024 Audited		
Income from Operations	1,571.97	6,099.52	1,802.68		
Profit Before Tax	(186.46)	(797.31)	(94.96)		
Profit After Tax	(18.98)	(1,154.95)	(289.82)		
<b>Notes:</b> a. The above is an extract of the detailed format of Financial Results for the quarter and year ended March 31, 2025 filed with the Stock Exchanges under Regulation 33 of the SEBI (Listing Obligations and Disclosure Requirements) Regulations, 2015. The full format of the Financial Results for the quarter and year ended March 31, 2025 is available on the website of BSE at <a href="http://www.bseindia.com">www.bseindia.com</a> , NSE at <a href="http://www.nseindia.com">www.nseindia.com</a> respectively and on Company's website <a href="https://www.deltamagnets.com/dmtdt/downloads/Audited%20Financial%20Results-%20Q4%2031.03.2025.pdf">https://www.deltamagnets.com/dmtdt/downloads/Audited%20Financial%20Results-%20Q4%2031.03.2025.pdf</a> The same can be accessed by scanning the QR code provided below. b. # - Exceptional and/or Extraordinary items adjusted in the Statement of Profit and Loss in accordance with Ind-AS Rules / IAS Rules, whichever is applicable					
<b>Place : Mumbai</b> <b>Date : 27.05.2025</b>			<b>For Delta Manufacturing Limited</b> <b>Sd/-</b> <b>Dr. Ram H. Shroff</b> <b>(Managing Director &amp; Executive Vice Chairman )</b> <b>DIN: 00004865</b>		

पंजाब नेशनल बँक		सर्वकल सखा सेंटर, मुंबई नगर
पंजाब नेशनल बँक		सु.बी.आय. टावर, इवा मजला, २५, सर पी.एम. रोड, फोर्ट, मुंबई-४०० ००१
पंजाब नेशनल बँक		ई-मेल : <a href="mailto:cs6041@pnb.co.in">cs6041@pnb.co.in</a>
शुद्धिपत्रक		
दि ३१ मार्च २०२५ (इंग्रजी आणि नववर्षी (मराठी)) मुंबई मध्ये २०.०५.२०२५ रोजी प्रकाशित सरकारी अधिनियम अंतर्गत तालुक मनेची विक्रीसाठी विक्री सुचनेच्या संदर्भात घ्यावा ज्यामध्ये अनु. क्र. ४ आणि अनु. क्र. ५ अंतर्गत कृपया खालील बदल कोमतीच्या भाषा:		
अनु. क्र.	साखेचे नाव/ खात्याचे नाव कर्जादार/दीनदार याचे नाव आणि पत्ता	ए) सरकारी अंदाज २००२ चा १३(२) अन्वये याणी सुचनेची तारीख बी) १३(२) नुसार शुद्धिक यककाची रक्कम + व्याज आणि प्रभार सी) सरकारी अंदाज २००२ चा १३(२) अन्वये कळवा तारीख डी) कळवाया प्रभार सांकेतिक/ प्रत्यक्ष अन्वयीक
४	शा.का. : रसायनी, मुंबई नगर मे. अनुपम इन्स्टीट्यूट	ए) १५/१०/२०२६ बी) १५.१०.२०१६ रोजीस र. ५,७६,००,००० + पुढील व्याज आणि इतर प्रभार सी) वित्तिकल: ३०.१२.२०१६ डी) प्रत्यक्ष
५	शा.का. : पसायनी, मुंबई नगर मे. अनुपम इन्स्टीट्यूट आणि स्वायत्तकर्म विज्ञानस प्रा. लि.	ए) १५/१०/२०१६ बी) १५.१०.२०१६ रोजीस र. ५,७६,००,००० + पुढील व्याज आणि इतर प्रभार सी) वित्तिकल: ३०.१२.२०१६ डी) प्रत्यक्ष
*सर्व इतर अटी आणि शर्ती तसेच राहिल.		सही/-
दिनांक : २९.०५.२०२५ ठिकाण : मुंबई		प्राधिकृत अधिकारी पंचाय नॉनल बँक

DILIGENT MEDIA CORPORATION LIMITED					
Regd. Office : 14th Floor, A Wing, Marathon Futurex, N.M. Joshi Marg, Lower Parel, Mumbai 400013 CIN : L22120MH2005PLC151377 Website: <a href="http://www.dnaindia.com">www.dnaindia.com</a> Email: <a href="mailto:complianceofficer@dnaindia.com">complianceofficer@dnaindia.com</a> Tel: 02271055001 State ment of Annual Audited Financial Results For the Quarter & Year Ended 31 <sup>st</sup> March, 2025 (Rs. in Lakhs)					
PARTICULARS	Quarter Ended		Year Ended		
	31.03.2025	31.12.2024	31.03.2024	31.03.2025	31.03.2024
1) Total Income from continuing operations	566.18	171.25	317.65	1,319.19	670.24
2) Net profit/(loss) for the period (before tax)	391.43	286.23	16,391.18	1,387.16	17,876.61
3) Net profit/(loss) for the period after tax	398.11	254.24	12,570.27	1,361.85	13,681.84
4) Total Comprehensive Income for the period [Comprising Profit / (Loss) for the period (after tax) and Other Comprehensive Income (after tax)]	400.67	256.21	12,571.11	1,364.13	13,682.68
5) Equity Share Capital	1,177.08	1,177.08	1,177.08	1,177.08	1,177.08
6) Other equity (excluding revaluation reserves)	-	-	-	(25,553.12)	(26,917.25)
7) Earning per share (face value of Rs. 1/-each) (Not Annualised, except for year end) Basic & Diluted (Rs)	0.34	0.22	10.68	1.16	11.62
<b>Notes:</b> 1. The above is an extract of the detailed format of audited financials results filed by the Company with the Stock Exchanges under Regulation 33 of the SEBI (Listing Obligations and Disclosure Requirements) Regulations, 2015 as amended. The full format of the financial results is available on the Stock Exchange websites ( <a href="http://www.bseindia.com">www.bseindia.com</a> and <a href="http://www.nseindia.com">www.nseindia.com</a> ). 2. The Annual Audited Financial Results of the Company for the four quarter and Financial Year ended March 31, 2025 (Financial Results) have been reviewed and recommended by the Audit Committee and were approved by the Board of Directors of the Company at their respective meetings held on May 27, 2025. 3. The financial statement have been prepared in accordance with Indian Accounting Standards (Ind AS), the provisions of the Companies Act, 2013 (the Act), as applicable and guidelines issued by the Securities and Exchange Board of India (SEBI). 4. The Financial Results along with the Auditors' Reports, have been posted on the Company's website at the link <a href="https://www.dnaindia.com/investors/quarterly.html">https://www.dnaindia.com/investors/quarterly.html</a> and can be accessed by scanning the QR Code.					
<b>Place : Noida</b> <b>Dated : 27.05.2025</b>			<b>For Diligent Media Corporation Limited</b> <b>Sd/-</b> <b>Nagendra Bhandari</b> <b>Executive Director - Finance &amp; CFO</b> <b>DIN: 10021812</b>		

RAVINDRA ENERGY LIMITED													
Regd. Office: BC 105, Havelock Road, Camp, Belgaum-590001, Karnataka, India													
Tel. No: +91-831-2406600   Fax No: +91-831-2443224   CIN: L40104KA1980PLC075720   Website: www.ravindraenergy.com													
STATEMENT OF AUDITED STANDALONE & CONSOLIDATED FINANCIAL RESULTS FOR THE QUARTER AND YEAR ENDED 31 <sup>ST</sup> MARCH 2025													
(₹ in Million, except per share data)													
S. No.	Particulars	Standalone						Consolidated					
		Quarter ended			Year ended			Quarter ended			Year ended		
		March 31, 2025	December 31, 2024	March 31, 2024	March 31, 2025	March 31, 2024	March 31, 2025	December 31, 2024	March 31, 2024	March 31, 2025	March 31, 2024		
		(Audited)	(Unaudited)	(Audited)	(Audited)	(Audited)	(Audited)	(Unaudited)	(Audited)	(Audited)	(Audited)		
1	Revenue from Operations	1,415.30	390.22	158.18	1,881.25	606.42	1,589.89	531.43	301.19	2,504.22	1,309.67		
2	Net Profit before tax (before Exceptional Items)	249.11	69.35	59.88	310.62	107.50	282.97	44.20	21.05	327.82	186.55		
3	Net Profit before tax (after Exceptional Items)	92.95	69.35	59.88	246.00	107.50	137.65	44.20	(624.05)	274.04	(458.55)		
4	Net Profit after tax (after Exceptional Items)	104.49	59.49	60.14	246.15	108.44	136.49	26.53	(633.59)	232.93	(508.58)		
5	Total Comprehensive Income for the period {Composing Profit/(Loss) for the period (after tax) and Other Comprehensive Income (after tax)}	104.17	59.49	60.16	245.84	108.46	128.64	21.76	(633.94)	217.79	(508.92)		
6	Equity Share Capital (Face Value of ₹ 10/- each)	1,788.04	1,788.04	1,544.80	1,788.04	1,544.80	1,788.04	1,788.04	1,544.80	1,788.04	1,544.80		
7	Other Equity				1,715.38	(91.25)	-	-	-	1,601.97	(90.85)		
8	Earnings Per Share (Face Value of ₹ 10/- each) (not annualised) (In ₹)												
	(i) Basic	0.63	0.37	0.41	1.49	0.74	0.74	0.14	(4.19)	1.32	(3.30)		
	(ii) Diluted	0.63	0.37	0.41	1.49	0.74	0.74	0.14	(4.19)	1.32	(3.30)		
<p><b>Note:</b> The above is an extarct of the detailed format of financial results filed with the stock exchanges under Regulation 33 of the SEBI (Listing Obligations and Disclosure Requirements) Regulations, 2015. The full format of the audited financial results are available on the stock exchanges websites www.bseindia.com; www.nseindia.com and on company's website www.ravindraenergy.com. Financial Results along with the Auditor's Report can be accessed by scanning the QR code.</p>													
<div></div>													
<div>Place : Mumbai Date : May 27, 2025</div>													
<div>For Ravindra Energy Limited Sd/- Vidya Murkumbi Executive Chairperson DIN: 00007588</div>													